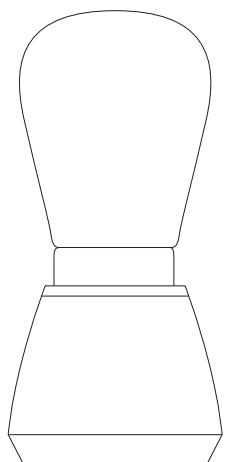


# Portable LED Baby Night Light



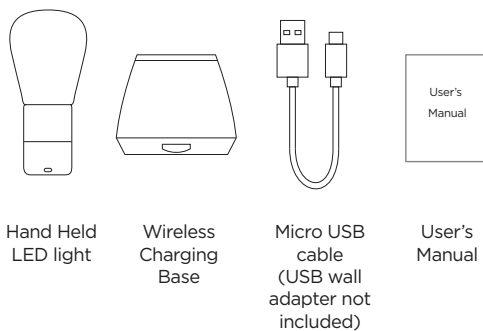
## Introduction

The SecurityMan for Kids portable LED night light is an ideal table lamp for baby's room because it provides a warm or cool light perfect for a quick diaper change, midnight bottle feeding or just a little extra sense of security for nervous kids to help to shush away the "monster in the closet". The light is cool to the touch so it's easy to press down on the bulb to adjust the dimmable LED to suit your needs, or to take the bulb out of the charging cradle for a trip to the bathroom or kitchen. The clickable on/off button on the bottom of the stand alone MBABYLIGHT lets you adjust brightness even when the bulb is away from its base. Never buy batteries, it's rechargeable! The wireless smart charging dock's anti-skid base can be plugged into any USB port and will keep the bulb charged to use in any room of your home, garage, RV or dorm room. In the event of a blackout, the MBABYLIGHT will work as an emergency light and automatically turn on. With so many uses, the MBABYLIGHT is a perfect addition to every home.

## Features

- 2 LED color options (cool and warm white)
- Press-n-hold control: Press and hold the bottom button to control dimness and switch between LED color options
- 650 mAh Li-battery; Up to 8 hours at the highest brightness and 28 hours at the dimmest when fully charged
- Easily adjusts between White and warm White
- Smart wireless charging base
- Light automatically turns on during a power outage
- Can be used as a handheld light

## Package Contents



Hand Held LED light

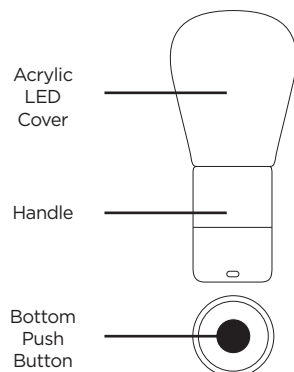
Wireless Charging Base

Micro USB cable (USB wall adapter not included)

User's Manual

## Product Basics


### HAND HELD LED LIGHT



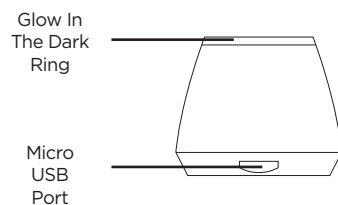
### Push button actions

- **Single press:** Turns the light on and cycles through the 2 different brightness (low and high) levels until off when pressed again.
- **Press and hold:** Switches the LED color between Cool and Warm white.

*Note: You can control the push button actions while holding the unit in your hand or by pressing downward on it when it is placed in the charger.*



### CHARGING BASE



### Charging base features

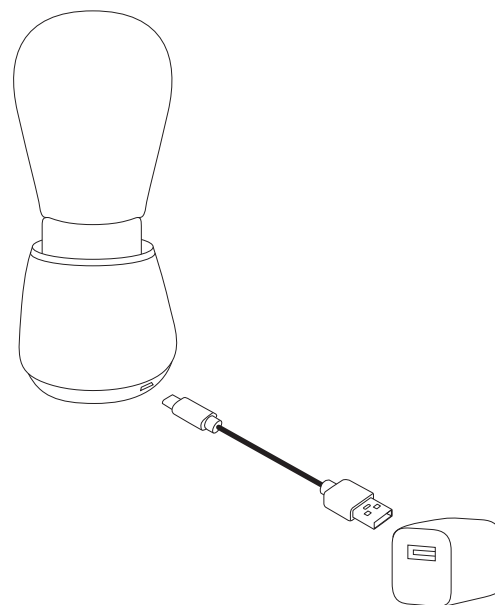
- **Easy on/off:** When the unit is "off" and sitting in the charging base it will automatically turn on whenever it is lifted up out of the base and turn off automatically when it is "on" and placed back into the base.
- **Power outage:** During a power outage, the light will automatically turn on for 10 minutes. The light will automatically turn off after 10 minutes to conserve battery.

*NOTE: Both features listed above only work when the charging base is plugged into a USB power adapter using the included charging cable.*

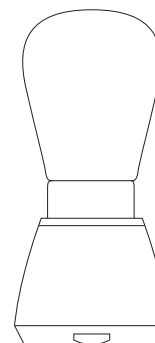
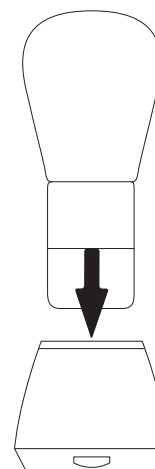
## Installation

1. Connect the micro USB end of the charging cable into the back of the charging base and the USB-A end into any available \*USB wall adapter charger.

\*USB wall adapter charger not included.



2. Place the hand held LED light into the charging base.



## Specifications

- Light Source: 4 LEDs (5730 SMD white color)
- Button: Low, High, Off. While on press-hold adjust warm/cool levels. Press-hold again interchange between warm and cool white colors.
- Power Outage: Light turns on for 10 minutes
- Brightness: 30% on low/100% on high
- Rechargeable Battery: 3.7V 650mAh (built-in)
- Battery Lifecycle: 500 times
- Charging Time: 8 hours
- Run Time: 28 hours (30% ON) / 8 hours (100% ON)
- Lumen: 11LM (30% ON) / 35LM (100% ON) / 120mA±15% (100% ON)
- LED Lifecycle: 50000 hours
- LED Light: 1 Red LED indicator
- Class of protection: III insulated
- Power: Required 5VDC USB charger
- Micro USB cable: Included (6ft white)
- Waterproof Rate: IPx4-torch IP20-base
- Operating Temperature: 41-104 degrees Fahrenheit
- Dimension D×H: 2.64" × 5.87" (Light) / 2.83" × 2.36" (Base)
- Weight (Net/Gross): 0.31lb / 0.65lb

© Copyright 2018

This manual is furnished under license and may be used or copied only in accordance with the terms of such license. Except as permitted by such license, no part of this publication may be reproduced, stored in a retrieval system, or transmitted, in any form or any means, electronic, mechanical, recording, or otherwise, including translation to another language or format, without the prior written permission of SecurityMan. The content of this manual is furnished for informational use only, is subject to change without notice, and should not be construed as a commitment by SecurityMan. SecurityMan Inc assumes no responsibility or liability for any errors or inaccuracies that may appear in this book.

### FCC Information

This device complies with part 15 of the FCC Rules. Operation is subject to the following two conditions:

- (1) This device may not cause harmful interference.
- (2) This device must accept any interference received, including interference that may cause undesired operation.

### Warranty

SecurityMan Inc warrants that this product will be free from defects in title, materials and manufacturing workmanship for one year or otherwise specified on the product packaging. This limited warranty shall commence from the date of purchase. SecurityMan products warranty is not transferable and is limited to the original purchaser. If the product is found to be defective then, as your sole remedy and as the manufacturer's only obligation, SecurityMan will repair or replace the product. This warranty shall not apply to products that have been subjected to abuse, misuse, abnormal electrical or environmental conditions, normal wear and tear, or any condition other than what can be considered normal use.

*If you encounter any difficulty in the operation of this product after reading the manual, please feel free to contact us. You can reach us by phone at 1-888-977-3777 from 8:30 AM to 5:30 PM Monday through Friday (Pacific Standard Time) or by email techsupport@securitymaninc.com. We will be happy to answer your questions and help you in any way we can.*