

2.4GHz Mini Wireless Color Camera User's Guide (ZT-809T)

SecurityMan®

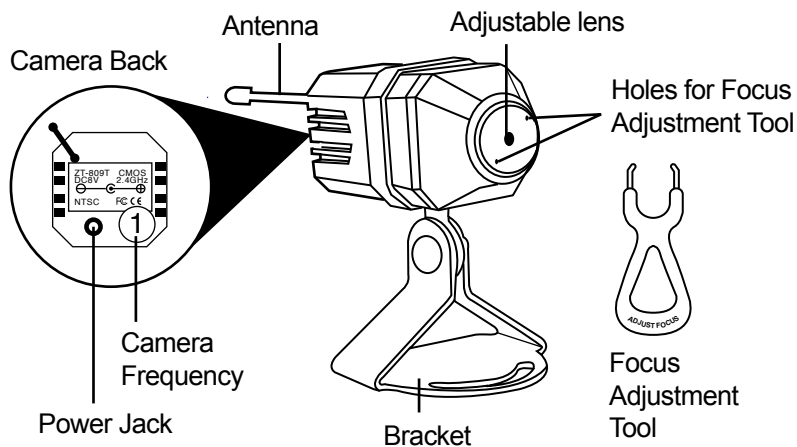
Thank you for purchasing 2.4GHz Mini Wireless Color Camera with built-in audio and 2.4GHz Video Transmitter. The Camera converts the video and audio signals into radio signals and transmits them to the Receiver. (Only works with ZT-707, ZT-705, or SM-734 Receivers)

Package Contents

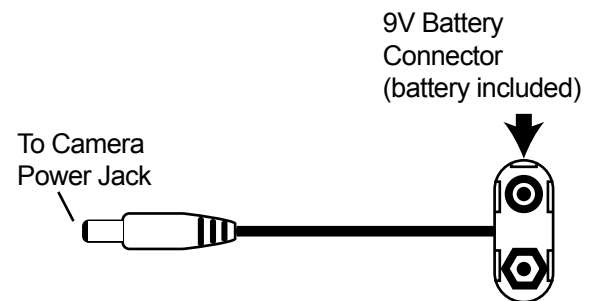
- | | |
|----------------------------------|------------------|
| 1 x Wireless AV Camera (ZT-809T) | 1 x Bracket |
| 1 x 8V power adapter for Camera | 1 x 9V Battery |
| 1 x Focus Adjustment Tool | 1 x Battery Clip |

Hardware Basics

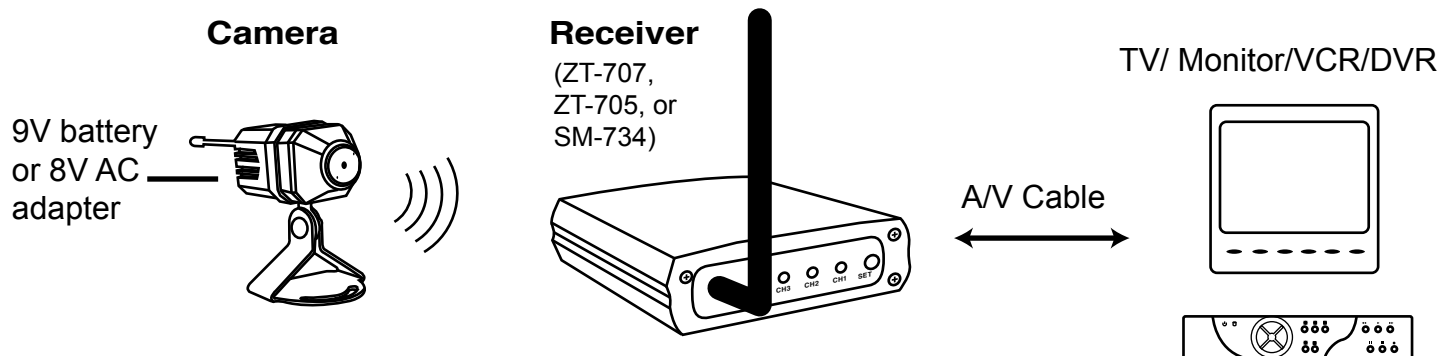
Camera



Battery Clip



Installation Diagram



Setting up the Camera

- 1) Place the camera at desired location.
- 2) Plug the power adapter or battery clip jack into the power jack at the back of the camera.
- 3) Plug the power adapter to any DC outlet or plug a 9V battery to the battery clip.
- 4) Check the Camera Frequency number at the back of each camera. (The receiver will receive signal from the camera's corresponding frequency. For example, Channel 1 on the TV/Monitor will display the picture from Camera 1 only).

Setting up the Receiver to match camera's frequency

Press the Channel Switch button until the LED channel indicator light match to the camera's frequency (Camera frequency can be found at the back of the camera).

* Please refer to the receiver manual for more information

Adjust the camera's focal length

Use the Focus Adjustment Tool to adjust the camera's focal length to make the picture more clear.

Notice:

2.4Ghz wireless camera works at ISM band. It may cause interferences with other wireless equipment that operates at the same band. Please turn off one of the equipment or change to other band to eliminate the interference.

Product Assurance

2.4Ghz wireless camera will emit electromagnetic wave, just like other wireless products. But the output power of the products is lesser than other wireless products such as mobile phones. The 2.4Ghz wireless camera meets wireless frequency security standards and recommend indexes while working. These standards and indexes are certificated by academic organization and represent the cogitative research of the scientific workers who continuously explore and annotate the involved fields. So we believe that our products are safe for customers.

Operating Restrictions

DO NOT use this product to violate one's privacy. Monitoring one's activities without consent is illegal and this product is not designed and manufactured for these purposes.

DO NOT put this product near any medical equipment. Radio waves might potentially cause breakdown of electrical medical equipment. This product should be placed at least 1 feet away from any heart pacemaker. Radio waves might potentially influence heart pacemaker and lead to respiratory disturbance.

DO NOT use this product for any illegal activities. SecurityMan shall not be responsible for any consequences of illegal conducts by users.

Conditions

Please read the following messages to make sure whether your working environment is suitable.

- Ensure there is enough space around the receiver for ventilation.
- The temperature should be kept between -20°C and 50°C (-4F – 122°F). The relative humidity should remain from 20% to 80%.
- Avoid putting the product in places where occur might change rapidly in temperature or humidity
- Keep it dry, dustless and avoid exposure in it directly in sunlight
- Keep product away from heat sources such as electric heater
- Do not use the camera near aggressive chemicals
- Do not place product near any magnetic objects

Maintenance

It might influence the normal operation of the product if used at the fringe range of normal temperature. Please turn off the power when not in use

Do not disassemble the product.

Do not shake or stricken the product.

Do not use this camera near water- for example, near a bath tub, wash bowl, kitchen sink or laundry tub, in a wet basement or near a swimming pool; and the like.

Please obey the local government's environment protection policy

Warning:

- In order to avoid inflammation or electric shock, this machine should be kept away from exposure to rain or moist, and it shall not be put in or near bathrooms, washing pools, washhouses, moist basements, or swimming pools.
- In use of sockets set on walls or extension wires, attention should be paid not to exceed their load capabilities to avoid inflammation or electric shock;
- Casings are not allowed to open, otherwise the internal precision parts may get damaged, or personal injury caused.
- Switch off the power supply in thunder and lightning or when not in use for long periods of time.
- Do not attempt to service the product yourself as opening or removing covers may expose you to dangerous voltage or other hazards. Refer all servicing to qualified service personnel.

Copyright 2005 by SecurityMan v1.0

This manual is furnished under license and may be used or copied only in accordance with the terms of such license. Except as permitted by such license, no part of this publication may be reproduced, stored in a retrieval system, or transmitted, in any form or any means, electronic, mechanical, recording, or otherwise, including translation to another language or format, without the prior written permission of SecurityMan.

The content of this manual is furnished for informational use only, is subject to change without notice, and should not be construed as a commitment by SecurityMan. SecurityMan assumes no responsibility or liability for any errors or inaccuracies that may appear in this book.

All other product names, trademarks and registered trademarks in this document are the properties of their respective holders.

FCC Information

Notes on FCC's "Consistent Statement of Information" This product meet the requirements specified in Part 15 of FCC Regulation. Operation rests with the following two conditions:

(1) The equipment should not cause any harmful interference.

(2) The equipment must receive and process any interference, including any possible interference caused by operation mistakes.

After testing the product, we confirm that the camera complies with the provision for class C digital equipment in the 15th part in FCC regulations; and the receiver complies with the limitations for class B digital equipment in Part 15 of FCC regulation. The product generates, applies and emits radio waves. It might cause harmful interferences to wireless communication if not be installed and used following the description of the manual.

The product may cause interference in residential area, and the customer should take remedies to eliminate the interference on their own costs.

If the product causes any harmful interference to wireless equipment or disturbs the receiving of TV signals (it can be identified by turning on and off the product), you can solve the trouble by following methods:

- Readjust the product or put it in another place.
- Extend the distance between the equipment interfered and the product.
- Refer to dealers or experienced radio electrician for help.

Warranty

SecurityMan warrants that this product will be free from defects in materials and workmanship for period of time specified on the product packaging. This limited warranty shall commence from the date of purchase. SecurityMan Products warranty is not transferable and is limited to the original purchaser. If the product is found to be defective then, as your sole remedy and as the manufacturer's only obligation, SecurityMan will repair or replace the product. This warranty shall not apply to products that have been subjected to abuse, misuse, abnormal electrical or environmental conditions, normal wear and tear or any condition other than what can be considered normal use.

Limitation of Liability

The liability of SecurityMan arising from this warranty and sale shall be limited to a refund of the purchase price. In no event shall SecurityMan be liable for costs of procurement of substitute products or services, or for any lost profits, or for any consequential, incidental, direct or indirect damages, however caused and on any theory of liability, arising from this warranty and sale. These limitations shall apply not with standing any failure of essential purpose of any limited remedy.

SecurityMan

15861 Tapia Street, Irwindale, CA 91706, USA

Tel: 888-977-3777 or 626-338-2028

Fax: 626-338-3585

Email: info@securitymaninc.com

Website: <http://www.securitymaninc.com>